



Teaching Notes: *Eva's Imagination*

Written by Wenda Shurety
Illustrated by Karen Erasmus
Published by New Frontier Publishing
ISBN: 978-1-912076-19-2



SYNOPSIS

Eva doesn't know what an imagination is. With the help of her dog, Chops, Eva goes on a hunt to find it. A delightful story about the power of imagination.

AUTHOR BACKGROUND

Wenda was raised in the beautiful county of Norfolk in England and now resides in Brisbane, Australia with her supportive husband, cheeky daughter and two rescue dogs, Charlotte and Nemo. Wenda loves to write stories with heart; whether it's about the magical world of the imagination, quirky animals or the wonder of books.

ILLUSTRATOR BACKGROUND

Karen Erasmus moved to Australia from the UK in 2004 with her husband and two tiny children, and settled on the beautiful Mornington Peninsula. Previously a primary school teacher, she returned to studying art at Chisholm Institute after her third child. A long admirer of illustrators like Freya Backwood and Emily Gravett, Karen was delighted to illustrate her first children's picture book in 2011, and has now completed more than ten books. She works in watercolour, ink and pastel, and aims to create images that are engaging and lively for young readers.

HOW THE BOOK ENHANCES LEARNING

An active imagination can lead to discovery and friendship. *Eva's Imagination* explores the power of the imagination to inform adventure and active play amongst children.

DISCUSSION QUESTIONS


1. Introduce *Eva's Imagination* to the children and ask them what they think the story might be about?
 - a. Get the children to look closely at the front cover.
 - b. What can they see?
 - c. What do they think Eva is doing?
2. Have they ever been on an imaginary adventure?
3. If they were going on an adventure (real or imaginary) what would they take with them?





Teaching Notes: *Eva's Imagination*

Written by Wenda Shurety
Illustrated by Karen Erasmus
Published by New Frontier Publishing
ISBN: 978-1-912076-19-2



After reading the book:

1. Ask the children:
 - a. What did they think of the story?
 - b. What were their favourite parts or least favourite parts and why?
 - c. Would they have done anything differently to Eva in the story?
2. What is the difference between an adventure and your imagination?
3. Have they ever been on an imaginary adventure or a real one?
4. Does anyone have any pets? Do they go on adventures with their pets just like Eva?



The Hat Game



What you will need:

Timer

Hat

Scissors

Lots of Imagination!

Cut out each of the below words, fold them and place them in the hat.

ROUND 1: Acting Out

1. Divide the children into two teams
2. Choose a member of each team to go first
3. The children will pick out a piece of paper from the hat and **act out** whatever they find written. The timer starts as soon as the first child begins their actions. They are not allowed to talk. Their team members have to try and guess what it is they are acting out.
4. Each team must try and guess as many as possible before the timer runs out. The team members cannot move on to the next piece of paper until they have guessed the previous one!
5. Once the timer runs out - count how many words each team guessed and start a tally.
6. The game then moves onto the next person in each team.
7. Once all of the pieces of paper have been guessed correctly that is the end of round one! (Don't be alarmed if everyone in the team hasn't had a turn yet as there are three rounds)
Note: Sometimes the game will finish with time still on the timer. This time will then be added to the first round of round 2.

ROUND 2: Describe

1. Make sure all the pieces of paper from the first round are back in the hat.
2. In this round, when a child picks out a piece of paper they can only **describe using their words** and are not allowed to use any actions. They are not allowed to say the word written or any rhyming words. Their team members have to try and guess what it is they are describing.
3. Each team must try and guess as many as possible before the timer runs out. The team members cannot move on to the next piece of paper until they have guessed the previous one!
4. Once the timer runs out - count how many words each team guessed and continue the tally.
5. The game then moves onto the next person in each team.
6. Once all of the pieces of paper have been guessed correctly that is the end of round two!


ROUND 3: One Word

1. Make sure all the pieces of paper from the second round are back in the hat.
2. In this round, when a child picks out a piece of paper they can only **say one word aloud as a hint** for their team members to try and guess what it is that is written on the piece of paper. They are not allowed to use any actions or say anything other than the one word.
3. Each team must try and guess as many as possible before the timer runs out. The team members cannot move on to the next piece of paper until they have guessed the previous one!
4. Once the timer runs out - count how many words each team guessed and start a tally.
5. The game then moves onto the next person in each team.
6. Once all of the pieces of paper have been guessed correctly that is the end of the game!
7. Count up the tallies from each round to figure out the winning team!



www.newfrontierpublishing.co.uk





Words for the Hat Game


Note: This is based on a group of 30 people so 15 in each team. You can either cut out the words below and place them in a hat or ask each child to write 5 characters/movies etc on pieces of paper, fold them and place them in the hat.

- | | | |
|------------------------------|---------------------------------|-----------------------------------|
| Harry Potter | Alice in Wonderland | Elephant |
| Dumbledore | Ariel: The Little Mermaid | Cow |
| Santa | Barbie | Pig |
| Easter Bunny | Buzz Lightyear | Turtle |
| Elsa (from Frozen) | Frodo (from Lord of the Rings) | Frog |
| Anna (from Frozen) | Bugs Bunny | The Queen |
| Hansel and Gretel | Chewbacca | A Chef |
| Hercules | The Cookie Monster | Vampire |
| Hulk | Dorothy (from the Wizard of Oz) | Photographer |
| Hermione Granger | The Penguins of Madagascar | Lego |
| Mary Poppins | The Tooth Fairy | Addams Family |
| Mickey Mouse | Willy Wonka | Powerpuff Girls |
| Olaf (from Frozen) | Wolverine | Kermit the Frog |
| Nemo (from Finding Nemo) | Wonder Woman | Wreck it Ralph |
| Peter Pan | Woody (from Toy Story) | Monsters Inc. |
| Peter Rabbit | Yoda | Puss in Boots |
| Scooby Doo | The Incredibles | Minions (from Despicable Me) |
| Snow White | Groot | The Princess and the Frog |
| Spongebob Squarepants | Namia | The Jungle Book |
| Teenage Mutant Ninja Turtles | Dora the Explorer | Beauty and the Beast |
| Thor | Zombie | Sleeping Beauty |
| Severus Snape | Pinochio | Aladdin |
| Superman | The Lion King | 101 Dalmations |
| Cinderella | Paw Patrol | Robin Hood |
| Spiderman | Angry Birds | Cat in the Hat |
| Shrek | Kangaroo | Charlie and the Chocolate Factory |
| Cat | Monkey | Matilda |
| Dog | T-Rex | James and the Giant Peach |
| James Bond | Chicken | The Three Little Pigs |
| Winnie the Pooh | Snake | Little Red Riding Hood |
| Captain Jack Sparrow | Rabbit | The Ugly Duckling |



Where are the stairs leading Eva? Using your imagination draw what you think she discovers at the top of the stairs (or are they stairs...?)

Name: Class:



From *Eva's Imagination* illustrated by Karen Erasmus published by New Frontier Publishing www.newfrontierpublishing.co.uk

