




## Teaching Notes: *Hodge Podge Lodge*

Written and Illustrated by Priscilla Lamont  
Published by New Frontier Publishing  
ISBN: 978-1-912076-21-5



### SYNOPSIS

The Pigwigs live happily in Hodge Podge Lodge. One windy morning, all their rubbish is blown away causing mishaps with their neighbours. When the distressed animals bring all the rubbish back to Hodge Podge Lodge, Little Miss Pigwig has an idea that will help to keep Hodge Podge Lodge and its surrounding environment tidy. An amusing story that teaches children about the importance of recycling and taking care of the environment.

### AUTHOR BACKGROUND

Priscilla has a degree in Graphic Design from the Canterbury College of Art, Kent. After working for a few years as a book designer she began work as a freelance artist and has now illustrated over 40 books for children. In her spare time she also enjoys playing the Ukulele.

### HOW THE BOOK ENCANCES LEARNING

*Hodge Podge Lodge* explores environmental issues in an accessible and easily understandable format for children. The side effects of littering and the importance of recycling are at the heart of this gorgeous picture book.

### DISCUSSION TOPICS

*Before and during reading the book:*

1. Introduce *Hodge Podge Lodge* to the children and ask them what they think the story might be about?
  - a. Get the children to look closely at the front cover:
  - b. What can they see?
  - c. Why do they think those specific items are on the front cover?
2. What do they think the characters on the front cover are doing?
3. Why do they think the subtitle is "A Rubbish Story?"?
4. Does anyone know what recycling is and if so do they recycle?

*After reading the book:*

1. Ask the children:
  - a. What did they think of the story?
  - b. What were their favourite parts or least favourite parts and why?
  - c. Would they have done anything differently to the Pigwigs or the other animals?
2. Ask them to think of items that they could recycle every day?
3. Is there anything they normally throw out in the classroom or at home that they could actually use again to create less rubbish?






# The Pigwigs need your help! Design a poster for their next Craft Fair.


It must include:

1. Information about the importance of recycling
2. A list of some of the things that can be made by reusing items





# Hodge Podge Lodge Word Search



Can you find all the words?



Name: ..... Class: .....

H I M X T B C Z G U P U C P K  
R T D O C A A Z Z L T U V Y D  
W X O A K D R N N F N C L D J  
M B W K Y E L L A W E I N E C  
R Z I C P Y S R O I M G K Z Z  
T R Y D R U C L H A N G Z P X  
I H Y Z W E O B F J O V S S R  
L E A B W M C T Z A R G Z V W  
N A W I M F I Y H S I B B U R  
D V F O F M T M C W V R W J U  
T J O N Z R X X G L N Q O V J  
S B G T B W V I N O E E O F X  
Z O C O D A P H S B M R U O H  
P A W N O L B W Z X N Z P Q V  
V V R V T M W A D T B Z Z H J

CRAFT ENVIRONMENT FAIR  
FAMILY PIGWIGS RECYCLE  
RUBBISH





# The Pigwigs need to sort out the rubbish that goes in each bin.

Colour in and label each of the Pigwigs's rubbish bins so they don't get confused!

Name: ..... Class: .....

